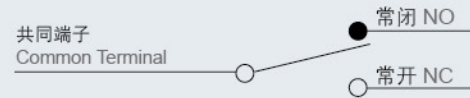




特点 Features

- 塑料外壳与金属外壳可供选择
- Plastic shell and metal shell are for selection

接点型式 Contact Form











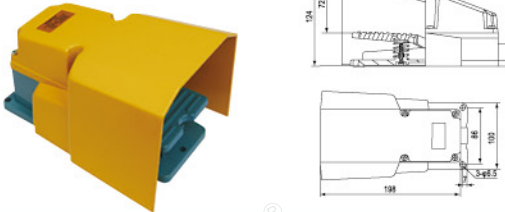


规格 Specifications

种类 Designation	型式 Model	负荷 Rating	微动开关形式 Type of switch enclosed & contact arrangement	电缆种类 / 长度 Cable type / length	接点 Contact	动作压力 Action force	外壳材质 Material of Rind
标准型 复归式 Standard type Momentary Action	CFS-101	10A 250VAC	CMV-100D	0.75mm ² ,3C/0.5 meter(米),1 meter(米)-3 meter(米)	1A1B	1.2kg	塑胶 Plastic
	CFS-102	15A 250VAC	CM-1704	0.75mm ² ,3C/1 meter(米),1.5 meter(米)-2 meter(米)	1A1B	1.1kg	
	CFS-2	10A 250VAC	CMV-100D	0.5mm ² ,3C/1 meter(米)-3 meter(米)	1A1B	1.1kg	铝合金 Aluminum Cast
	CFS-3	10A 250VAC	CMV-100D	0.75mm ² ,3C/0.5 meter(米),1 meter(米)-3 meter(米)	1A1B	1.2kg	
	CFS-3S	15A 250VAC	CM-1704	0.75mm ² ,3C/1 meter(米),1 meter(米)-3 meter(米)	1A1B	1.1kg	
交替式 Alternate action	CFS-105	6A 250VAC	CMVS-D	附电缆固定头, 不附电缆 Accessory: Cable gland (No cable)	1A1B	2kg	塑胶 Plastic
	CFS-305	6A 250VAC	CMVS-D			3.1kg	
	CFS-405	6A 250VAC	CMVS-D			3.1kg	铝合金 Aluminum Cast
	CFS-505	6A 250VAC	CMVS-D			3.1kg	
小型附 回定片 Mini foot switch Front end push	CFS-201	10A 250VAC	CMV-100D	0.5mm ² ,3C/1 meter(米)-3 meter(米)	1A1B	0.7kg	塑胶 Plastic
	CFS-01	10A 250VAC	CMV-100D	0.5mm ² ,3C/1 meter(米)-3 meter(米)	1A1B	0.7kg	
	CFS-1	10A 250VAC	CMV-100D	0.5mm ² ,3C/1 meter(米)-3 meter(米)	1A1B	0.9kg	铁壳 Iron
护盖型 Protective guard foot switch	CFS-302	15A 250VAC	CM-1704	附电缆固定头, 不附电缆 Accessory: Cable gland (No cable)	1A1B	3.2kg	铝合金 Aluminum Cast
	CFS-304	15A 250VAC	CM-1704 * 2		2A2B	3.2kg	
	CFS-502	15A250VAC	CM-1704		1A1B	3.2kg	
	CFS-504	15A250VAC	CM-1704 * 2		2A2B	3.2kg	
	CFS-602	15A250VAC	按钮弹簧式 Button spring type		2*1A1B	2.8kg	
	CFS-702	15A250VAC	CM-1704		2*1A1B	3.2kg	
大型 Large type	CFS-402	15A250VAC	CM-1704	附电缆固定头, 不附电缆 Accessory: Cable gland (No cable)	1A1B	3.2kg	铝合金 Aluminum Cast
	CFS-404	15A 250VAC	CM-1704 * 2		2A2B	3.2kg	
	CFS-802	15A 250VAC	CM-1704		2*1A1B	3.2kg	

注: 导管连接器尺寸常规默认为 M20x1.5, 配电缆接头; 导管连接器尺寸 PG13.5, 型号加 (-P), 例: CFS-302-P.

NOTE: The default size of conduit connector is M20x1.5, outfitting cable connector. Conduit connector size is PG13.5, with product model number plus (-P), example:CFS-302-P.

外观和尺寸 Appearance and Dimension

<p>CFS-201</p> 	<p>CFS-01</p> 
<p>CFS-101 CFS-102 CFS-105</p> 	<p>CFS-1</p> 
<p>CFS-2</p> 	<p>CFS-3 CFS-3S</p> 
<p>CFS-302 CFS-304 CFS-305</p> 	<p>CFS-402 CFS-404 CFS-405</p> 
<p>CFS-502 CFS-504 CFS-505</p> 	<p>CFS-602</p> 
<p>CFS-702</p> 	<p>CFS-802</p> 